


























Signaling Pathway Diagram Key

-  Kinase
-  Phosphatase
-  Transcription Factor
-  Caspase
-  Receptor
-  Enzyme
-  pro-apoptotic
-  pro-survival
-  GAP/GEF
-  GTPase
-  G-protein
-  Acetylase
-  Deacetylase
-  Ribosomal subunit
-  Direct Stimulatory Modification
-  Direct Inhibitory Modification
-  Multistep Stimulatory Modification
-  Multistep Inhibitory Modification
-  Tentative Stimulatory Modification
-  Tentative Inhibitory Modification
-  Separation of Subunits or Cleavage Products
-  Joining of Subunits
-  Translocation
-  Transcriptional Stimulatory Modification
-  Transcriptional Inhibitory Modification

