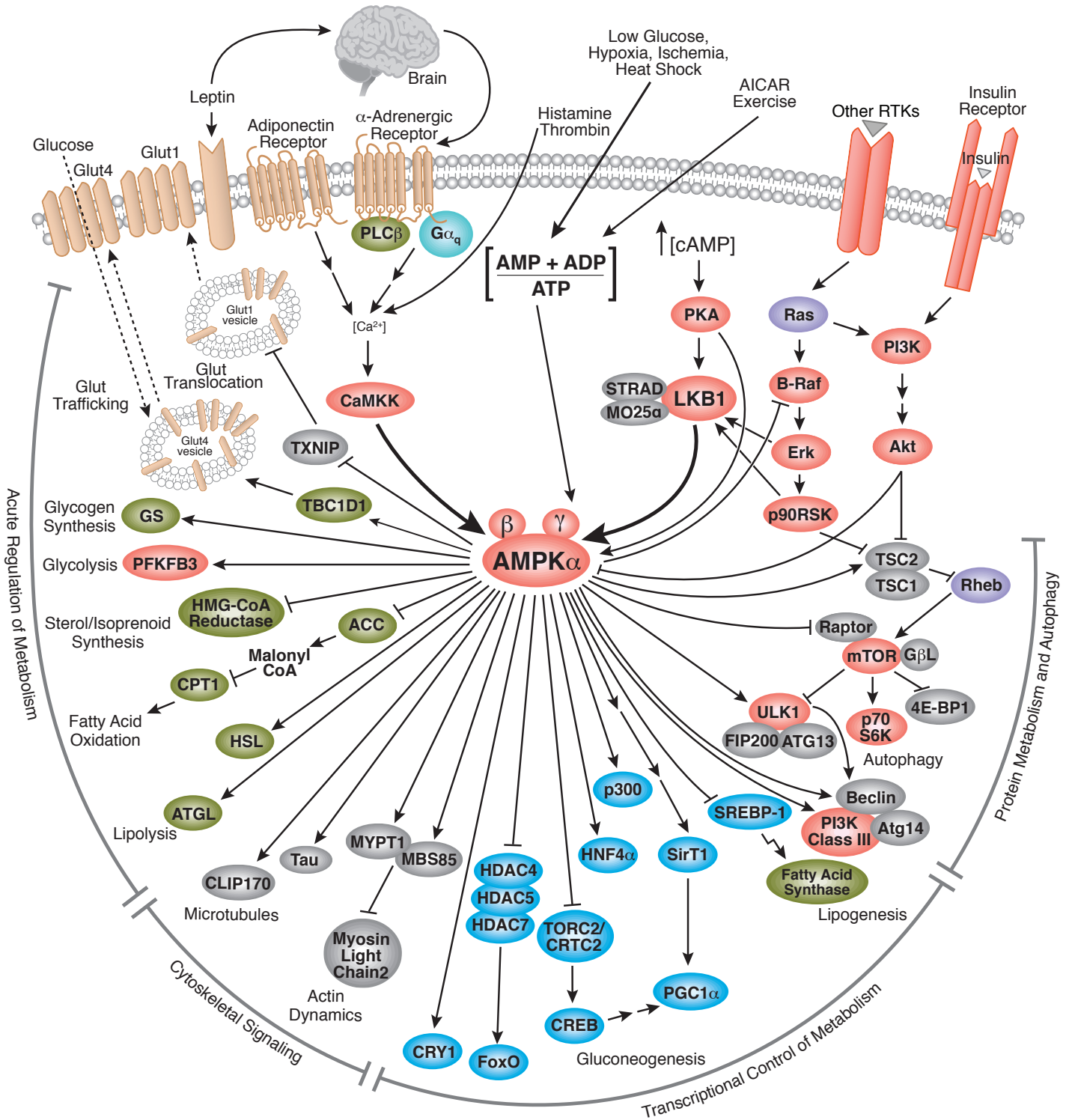


# Energy Metabolism

## AMPK Signaling Pathway



For pathway key and background please visit:

[www.cellsignal.com/ampk](http://www.cellsignal.com/ampk)

# Key Products for Energy Metabolism

Visit [www.cellsignal.com/ampklist](http://www.cellsignal.com/ampklist) for full listing of antibodies, related kits, and reagents.

## ANTIBODIES

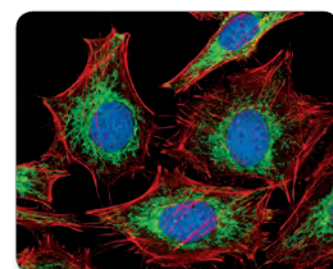
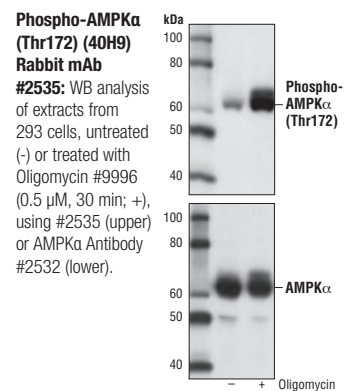
	APPLICATIONS	REACTIVITY
#3676 Acetyl-CoA Carboxylase (C83B10) Rabbit mAb	WB, IHC-P, IF-IC, F	H, M, R, Hm
#11818 Phospho-Acetyl-CoA Carboxylase (Ser79) (D7D11) Rabbit mAb	WB, IP, IHC-P, IF-IC	H, M, R
#5831 AMPKα (D5A2) Rabbit mAb	WB, IP	H, M, R, Mk, B
#2532 AMPKα Antibody	WB, IP	H, M, R, Hm, Mk
#2793 AMPKα (F6) Mouse mAb	WB	H, M, R, Hm, Mk
#2535 Phospho-AMPKα (Thr172) (40H9) Rabbit mAb	WB, IP, IHC-P	H, M, R, Hm, Mk, Dm, Sc, (C, Z, B, Pg)
#2795 AMPKα1 Antibody	WB	H, Mk, (Pg)
#2757 AMPKα2 Antibody	WB, IP	H, Mk
#4185 Phospho-AMPKα1 (Ser485)/AMPKα2 (Ser491) Antibody	WB	H, M, R, Mk
#4150 AMPKβ1/2 (57C12) Rabbit mAb	WB, IHC-P, IF-IC, F	H, M, R, Hm, Mk
#4181 Phospho-AMPKβ1 (Ser108) Antibody	WB, IP	H, M, R, Mk
#4458 ARK5 Antibody	WB	H, M, R, Mk, (B)
#8057 ASCT2 (D7C12) Rabbit mAb	WB, IP, IF-IC, F	H, M, Mk
#4332 ATP-Citrate Lyase Antibody	WB	H, M, R, Mk
#4331 Phospho-ATP-Citrate Lyase (Ser455) Antibody	WB, IP	H, M, (R)
#12980 Catalase (D4P7B) XP® Rabbit mAb	WB, IP, IF-IC	H
#14309 Citrate Synthase (D7V8B) Rabbit mAb	WB, IF-IC	H, M, R, Hm, Mk
#4850 COX IV (3E11) Rabbit mAb	WB, IP, IHC-P, IHC-F, IF-IC, F	H, R, Mk, Z, B, Pg
#11967 COX IV (4D11-B3-E8) Mouse mAb	WB, IP, IHC-P, IF-IC	H, M, R, Mk
#12963 Cytochrome c (6H2.B4) Mouse mAb	IP, IF-IC	H, M, R
#12362 DLAT (4A4-B6-C10) Mouse mAb	WB, IP, IF-IC	H, Mk
#3838 EAAT2 Antibody	WB, IF-F	M, R, (H)
#8137 IDH1 (D2H1) Rabbit mAb	WB, IP, IF-IC, F	H, M, R, Mk
#12652 IDH2 (D7H6Q) Rabbit mAb	WB, IP	H, M, R, Mk
#3582 LDHA (C4B5) Rabbit mAb	WB, IHC-P, IF-IC	H, Mk
#8176 Phospho-LDHA (Tyr10) Antibody	WB	H, M, R
#3047 LKB1 (D60C5) Rabbit mAb	WB	H, M, R, Mk
#13031 LKB1 (D60C5F10) Rabbit mAb (IHC Formulated)	IHC-P	H, M, Mk
#3482 Phospho-LKB1 (Ser428) (C67A3) Rabbit mAb	WB	H, M, R, Mk
#2716 M025α/CAB39 (C49D8) Rabbit mAb	WB, IP	H, M, R, Mk
#2183 NFAT3 (23E6) Rabbit mAb	WB	H, M, R
#12721 NRF2 (D129C) XP® Rabbit mAb	WB, IP, F, ChIP	H, M, Mk
#3820 PDHK1 (C47H1) Rabbit mAb	WB, IP	H, M, R, Mk, (B)
#3205 Pyruvate Dehydrogenase (C54G1) Rabbit mAb	WB, IHC-P	H, M, R, Mk
#11998 SDHA (D6J9M) XP® Rabbit mAb	WB, IP, IHC-P, IF-IC	H, M, R, Hm, Mk
#8071 Succinyl-CoA Synthetase (D8A11) Rabbit mAb	WB, IP, IF-IC	H, M, R, Mk
#13002 Syntaxin 1A Antibody	WB	H, M, R, (Mk)
#8076 TFAM (D5C8) Rabbit mAb	WB, IP, IF-IC	H
#14670 UCP1 (D9D6X) Rabbit mAb	WB, IP	M, (H)
#13508 VAMP2 (D601A) Rabbit mAb	WB, IP, IHC-P, IF-F, IF-IC	H, M, R
#12331 VGLUT1 Antibody	WB	M, R, (H)
#12691 xCT/SLC7A11 (D2M7A) Rabbit mAb	WB, IP	H, (Mk)

## RELATED KITS AND ASSAYS

#7959 PathScan® Phospho-AMPKα (Thr172) Sandwich ELISA Kit
#9839 AMPK Subunit Antibody Sampler Kit
#8660 PPARγ Regulated Fatty Acid Metabolism Antibody Sampler Kit
#8674 Mitochondrial Marker Antibody Sampler Kit
#5132 PhosphoPlus® LKB1 (Ser428) Antibody Duet

**SDHA (D6J9M) XP® Rabbit mAb #11998:** IHC analysis of paraffin-embedded human colon carcinoma ▶ using #11998 in the presence of control peptide (top) or antigen-specific peptide (bottom).

**APPLICATIONS & REACTIVITY KEY:** **WB** Western Blotting / **IP** Immunoprecipitation / **IHC** Immunohistochemistry / **IF** Immunofluorescence / **F** Flow Cytometry / **ChIP** Chromatin Immunoprecipitation / **-IC** Immunocytochemistry / **-P** Paraffin / **-F** Frozen / **E-P** Peptide ELISA / **H** human / **M** mouse / **R** rat / **Hm** hamster / **Mk** monkey / **C** chicken / **Mi** mink / **Dm** D. melanogaster / **X** Xenopus / **Z** zebra fish / **B** bovine / **Dg** dog / **Pg** pig / **Sc** S. cerevisiae / **All** all species expected / ( ) 100% sequence homology



**COX IV (3E11) Rabbit mAb #4850:** Confocal IF analysis of HeLa cells using #4850 (green). Actin filaments were labeled with Alexa Fluor® 555 Phalloidin #8953 (red). Blue pseudocolor = DRAQ5® #4084 (fluorescent DNA dye).

