

Immunology Signaling Pathways

Revised July 2010

from Cell Signaling Technology®

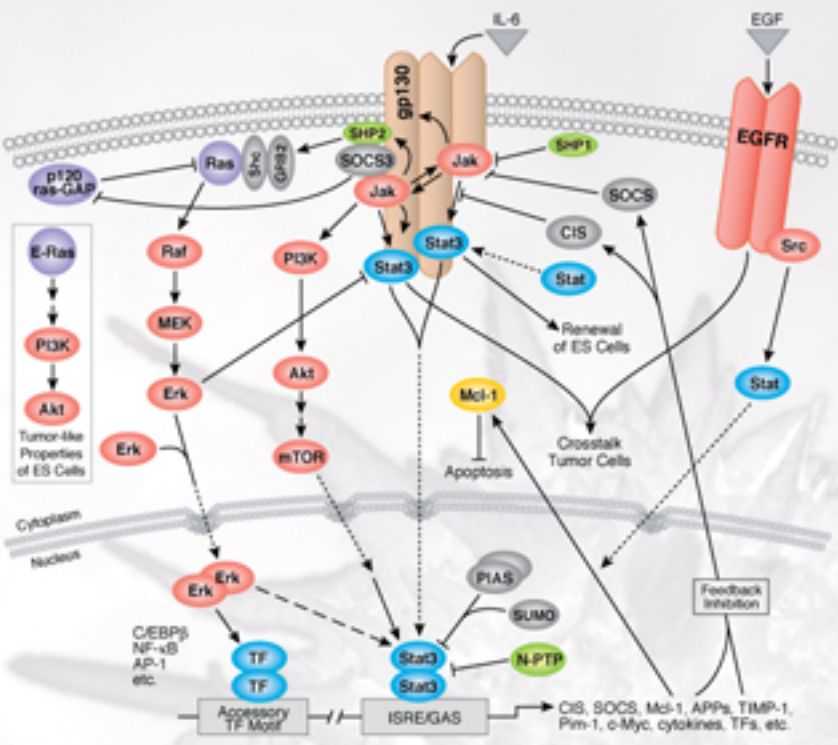
Our Commitment to You

As a company driven by science, our goal is to accelerate biomedical research by developing a "research tool box" that enables researchers to monitor and measure protein activity. We strive to meet contemporary and future research challenges by creating the highest quality, most specific and thoroughly validated antibodies and related reagents.

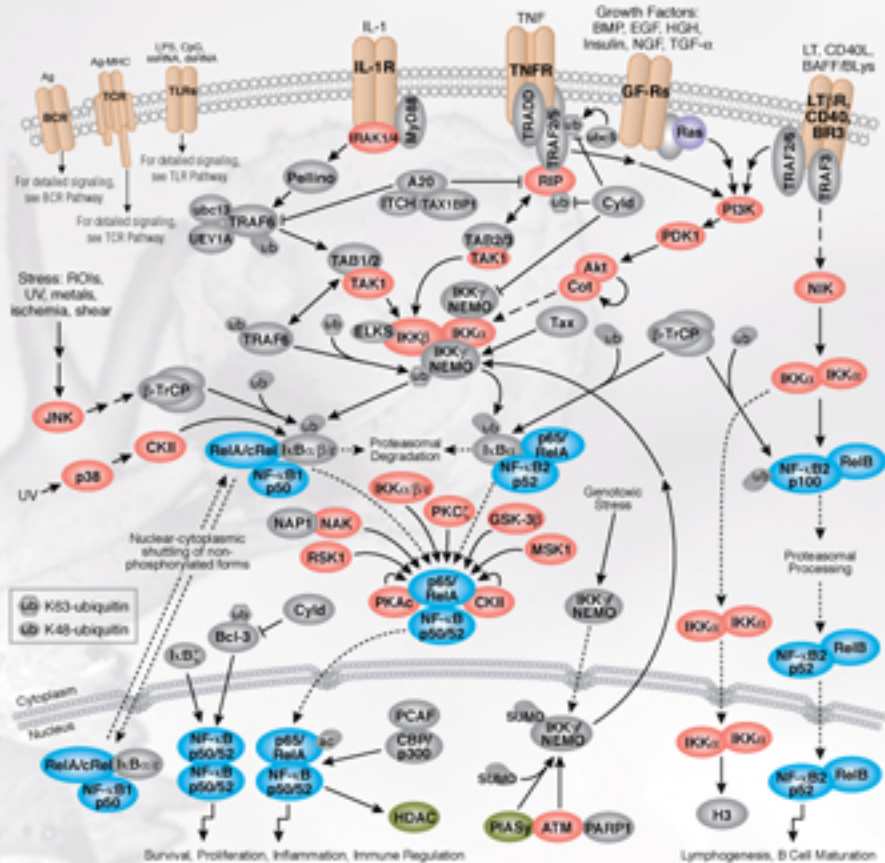
As a committed member of the research community, we practice responsible and sustainable business methods and invest heavily in research and development. We also encourage thoughtful use of our limited resources by highlighting environmental issues in our catalog and by promoting conservation and recycling.

All pathways were created by research scientists at Cell Signaling Technology and reviewed by leading scientists in the field. Visit www.cellsignal.com for additional reference materials and comprehensive validation data for over 3,000 antibodies and related reagents.

Jak/Stat Signaling: IL-6 Receptor Family



NF-κB Signaling




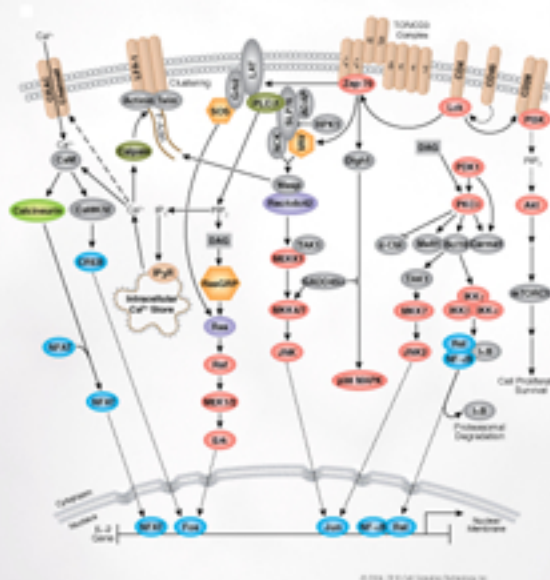
TLR Signaling



B Cell Receptor Signaling



T Cell Receptor Signaling



Jak/Stat Overview: Jak/Stat signaling is a critical component of many cytokine receptor systems, including growth, survival, differentiation and pathogen responses. The major cytokine receptors that signal through Jak/Stat are the IL-6 receptor family, including gp130, IL-6, IL-11, IL-12, IL-13, IL-15, IL-17, IL-18, IL-20, IL-21, IL-22, IL-23, IL-24, IL-25, IL-26, IL-27, IL-28, IL-29, IL-30, IL-31, IL-32, IL-33, IL-34, IL-35, IL-36, IL-37, IL-38, IL-39, IL-40, IL-41, IL-42, IL-43, IL-44, IL-45, IL-46, IL-47, IL-48, IL-49, IL-50, IL-51, IL-52, IL-53, IL-54, IL-55, IL-56, IL-57, IL-58, IL-59, IL-60, IL-61, IL-62, IL-63, IL-64, IL-65, IL-66, IL-67, IL-68, IL-69, IL-70, IL-71, IL-72, IL-73, IL-74, IL-75, IL-76, IL-77, IL-78, IL-79, IL-80, IL-81, IL-82, IL-83, IL-84, IL-85, IL-86, IL-87, IL-88, IL-89, IL-90, IL-91, IL-92, IL-93, IL-94, IL-95, IL-96, IL-97, IL-98, IL-99, IL-100.

NF-κB Overview: NF-κB signaling is a critical component of many cytokine receptor systems, including growth, survival, differentiation and pathogen responses. The major cytokine receptors that signal through NF-κB are the TNF receptor family, including TNF, IL-1, IL-17, IL-18, IL-19, IL-20, IL-21, IL-22, IL-23, IL-24, IL-25, IL-26, IL-27, IL-28, IL-29, IL-30, IL-31, IL-32, IL-33, IL-34, IL-35, IL-36, IL-37, IL-38, IL-39, IL-40, IL-41, IL-42, IL-43, IL-44, IL-45, IL-46, IL-47, IL-48, IL-49, IL-50, IL-51, IL-52, IL-53, IL-54, IL-55, IL-56, IL-57, IL-58, IL-59, IL-60, IL-61, IL-62, IL-63, IL-64, IL-65, IL-66, IL-67, IL-68, IL-69, IL-70, IL-71, IL-72, IL-73, IL-74, IL-75, IL-76, IL-77, IL-78, IL-79, IL-80, IL-81, IL-82, IL-83, IL-84, IL-85, IL-86, IL-87, IL-88, IL-89, IL-90, IL-91, IL-92, IL-93, IL-94, IL-95, IL-96, IL-97, IL-98, IL-99, IL-100.

TLR Overview: TLR signaling is a critical component of many cytokine receptor systems, including growth, survival, differentiation and pathogen responses. The major cytokine receptors that signal through TLR are the TLR family, including TLR1, TLR2, TLR3, TLR4, TLR5, TLR6, TLR7, TLR8, TLR9, TLR10, TLR11, TLR12, TLR13, TLR14, TLR15, TLR16, TLR17, TLR18, TLR19, TLR20, TLR21, TLR22, TLR23, TLR24, TLR25, TLR26, TLR27, TLR28, TLR29, TLR30, TLR31, TLR32, TLR33, TLR34, TLR35, TLR36, TLR37, TLR38, TLR39, TLR40, TLR41, TLR42, TLR43, TLR44, TLR45, TLR46, TLR47, TLR48, TLR49, TLR50, TLR51, TLR52, TLR53, TLR54, TLR55, TLR56, TLR57, TLR58, TLR59, TLR60, TLR61, TLR62, TLR63, TLR64, TLR65, TLR66, TLR67, TLR68, TLR69, TLR70, TLR71, TLR72, TLR73, TLR74, TLR75, TLR76, TLR77, TLR78, TLR79, TLR80, TLR81, TLR82, TLR83, TLR84, TLR85, TLR86, TLR87, TLR88, TLR89, TLR90, TLR91, TLR92, TLR93, TLR94, TLR95, TLR96, TLR97, TLR98, TLR99, TLR100.

B Cell Receptor Overview: BCR signaling is a critical component of many cytokine receptor systems, including growth, survival, differentiation and pathogen responses. The major cytokine receptors that signal through BCR are the BCR family, including BCR1, BCR2, BCR3, BCR4, BCR5, BCR6, BCR7, BCR8, BCR9, BCR10, BCR11, BCR12, BCR13, BCR14, BCR15, BCR16, BCR17, BCR18, BCR19, BCR20, BCR21, BCR22, BCR23, BCR24, BCR25, BCR26, BCR27, BCR28, BCR29, BCR30, BCR31, BCR32, BCR33, BCR34, BCR35, BCR36, BCR37, BCR38, BCR39, BCR40, BCR41, BCR42, BCR43, BCR44, BCR45, BCR46, BCR47, BCR48, BCR49, BCR50, BCR51, BCR52, BCR53, BCR54, BCR55, BCR56, BCR57, BCR58, BCR59, BCR60, BCR61, BCR62, BCR63, BCR64, BCR65, BCR66, BCR67, BCR68, BCR69, BCR70, BCR71, BCR72, BCR73, BCR74, BCR75, BCR76, BCR77, BCR78, BCR79, BCR80, BCR81, BCR82, BCR83, BCR84, BCR85, BCR86, BCR87, BCR88, BCR89, BCR90, BCR91, BCR92, BCR93, BCR94, BCR95, BCR96, BCR97, BCR98, BCR99, BCR100.

T Cell Receptor Overview: TCR signaling is a critical component of many cytokine receptor systems, including growth, survival, differentiation and pathogen responses. The major cytokine receptors that signal through TCR are the TCR family, including TCR1, TCR2, TCR3, TCR4, TCR5, TCR6, TCR7, TCR8, TCR9, TCR10, TCR11, TCR12, TCR13, TCR14, TCR15, TCR16, TCR17, TCR18, TCR19, TCR20, TCR21, TCR22, TCR23, TCR24, TCR25, TCR26, TCR27, TCR28, TCR29, TCR30, TCR31, TCR32, TCR33, TCR34, TCR35, TCR36, TCR37, TCR38, TCR39, TCR40, TCR41, TCR42, TCR43, TCR44, TCR45, TCR46, TCR47, TCR48, TCR49, TCR50, TCR51, TCR52, TCR53, TCR54, TCR55, TCR56, TCR57, TCR58, TCR59, TCR60, TCR61, TCR62, TCR63, TCR64, TCR65, TCR66, TCR67, TCR68, TCR69, TCR70, TCR71, TCR72, TCR73, TCR74, TCR75, TCR76, TCR77, TCR78, TCR79, TCR80, TCR81, TCR82, TCR83, TCR84, TCR85, TCR86, TCR87, TCR88, TCR89, TCR90, TCR91, TCR92, TCR93, TCR94, TCR95, TCR96, TCR97, TCR98, TCR99, TCR100.